

Entrance panels

ATHENA

ATHENA INTEGRA

Entrance panels compositions

ATHENA

- 1-1 Audio and audio vivavoce
- 2-1 Audio and audio vivavoce - push-buttons on two rows
- 3-1 Video and video vivavoce
- 4-1 Video and video vivavoce - push-buttons on two rows
- 5-1 Digital audio
- 6-1 Digital video

ATHENA INTEGRA

- 1-2 Audio and audio vivavoce - push-buttons on one and two rows
- 2-2 Video and video vivavoce - push-buttons on one and two rows
- 3-2 Digital audio
- 4-2 Digital video

Door entry systems compositions

ATHENA ENTRANCE PANEL

- 1-3 Audio with traditional cabling
- 2-3 Audio with simplified cabling 1+n
- 3-3 Audio VIVAVOCE
- 4-3 Digital audio
- 5-3 Video with traditional cabling with coax cable
- 6-3 Video with simplified cabling 4+n without coax cable
- 7-3 Video VIVAVOCE with traditional cabling with coax cable
- 8-3 Video VIVAVOCE with traditional cabling WITHOUT coax cable
- 9-3 Digital video

ATHENA INTEGRA ENTRANCE PANEL

- 1-4 Audio with traditional cabling
- 2-4 Audio with simplified cabling 1+n
- 3-4 Audio VIVAVOCE
- 4-4 Digital audio
- 5-4 Video with traditional cabling with coax cable
- 6-4 Video with simplified cabling 4+n without coax cable
- 7-4 Video VIVAVOCE with traditional cabling with coax cable
- 8-4 Video VIVAVOCE with traditional cabling WITHOUT coax cable
- 9-4 Digital video

ATHENA Entrance Panel



Composition of audio and audio vivavoce panels



PUSH BUTTONS No.	2931A	2932A	2933A	2934A	2901A/0	2901A/1	2941A/1	2941A/2	2941A/3	2941A/4	2991A/1	2991A/2	2991A/3
1	1					1							
1 *		1			1		1						
2		1			1			1					
3		1			1				1				
4		1			1								
5		1				1							
6			1		1			1					
8			1		1								
10				1	1			1					
10 *		2			1			1					
12				1	1								
12 *		2			1								
16			2		1							1	
16 *		3			1							1	
20			2		1								
20 *		3			1								
24				2	1							1	
24 *		4			1							1	
28				2	1								
28 *		4			1								
30			3		1			1					
32			3		1								
36				3	1			2				1	
36 *			4		1			4					
40				3	1							1	
44				3	1								
50				4	1			3				1	

Composition of audio and audio vivavoce panels



PUSH BUTTONS No.	2931A	2932A	2933A	2934A	2901A/0	2901A/2DP	2941A/2DP	2941A/4DP	2941A/6DP	2941A/8DP	2991A/1	2991A/2	2991A/3
2	1					1							
2*		1			1		1						
4		1			1			1					
6		1			1				1				
8		1			1						1		
10		1				1					1		
12			1		1			1			1		
16			1		1						2		
20				1	1			1			2		
20*		2			1			1			2		
24				1	1						3		
24*		2			1						3		
30			2		1				1		3		1
36			2		1			1			4		
40			2		1						5		
52				2	1			1			6		
56				2	1						7		

Composition of video and video vivavoce panels

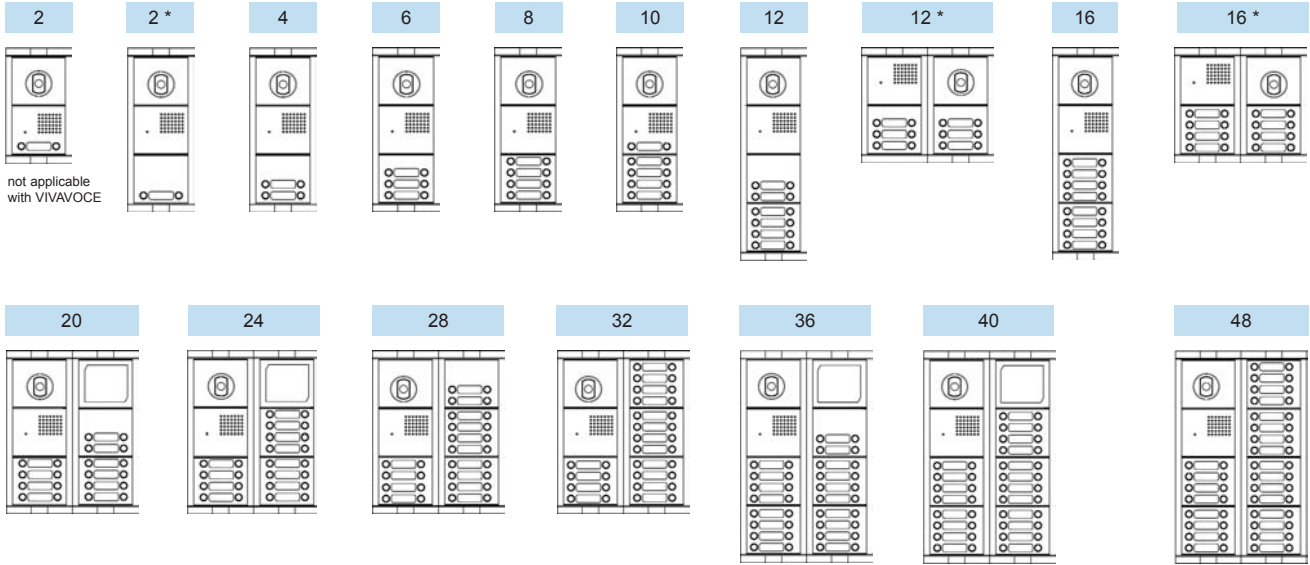


PUSH BUTTONS No.	2931A	2932A	2933A	2934A	2901A/0	2901A/1	2941A/1	2941A/2	2941A/3	2941A/4	2991A/1	2991A/2	2991A/3	2991A/8
1		1				1								1
1*			1		1		1							1
2			1		1			1						1
3			1		1				1					1
4			1		1					1				1
5			1			1					1			1
6				1	1			1		1				1
6*		2			1				2					1
8				1	1					2				1
8*		2			1					2				1
10			2		1			1		2				1
12			2		1			1		3		1		1
14			2		1			1		3				1
16			2		1					4				1
20				2	1					5		1		1
20*			3		1			2		4		1		1
22				2	1			1		5				1
22*			3		1				2	4		1		1
24				2	1					6				1
24*			3		1					6		1		1
28			3		1					7				1
32				3	1			2		7		1		1
36				3	1					9		1		1
40				3	1					10				1
44				4	1					11	2	1		1
50				4	1			3		11				1

ATHENA Entrance Panel




Composition of video and video vivavoce panels



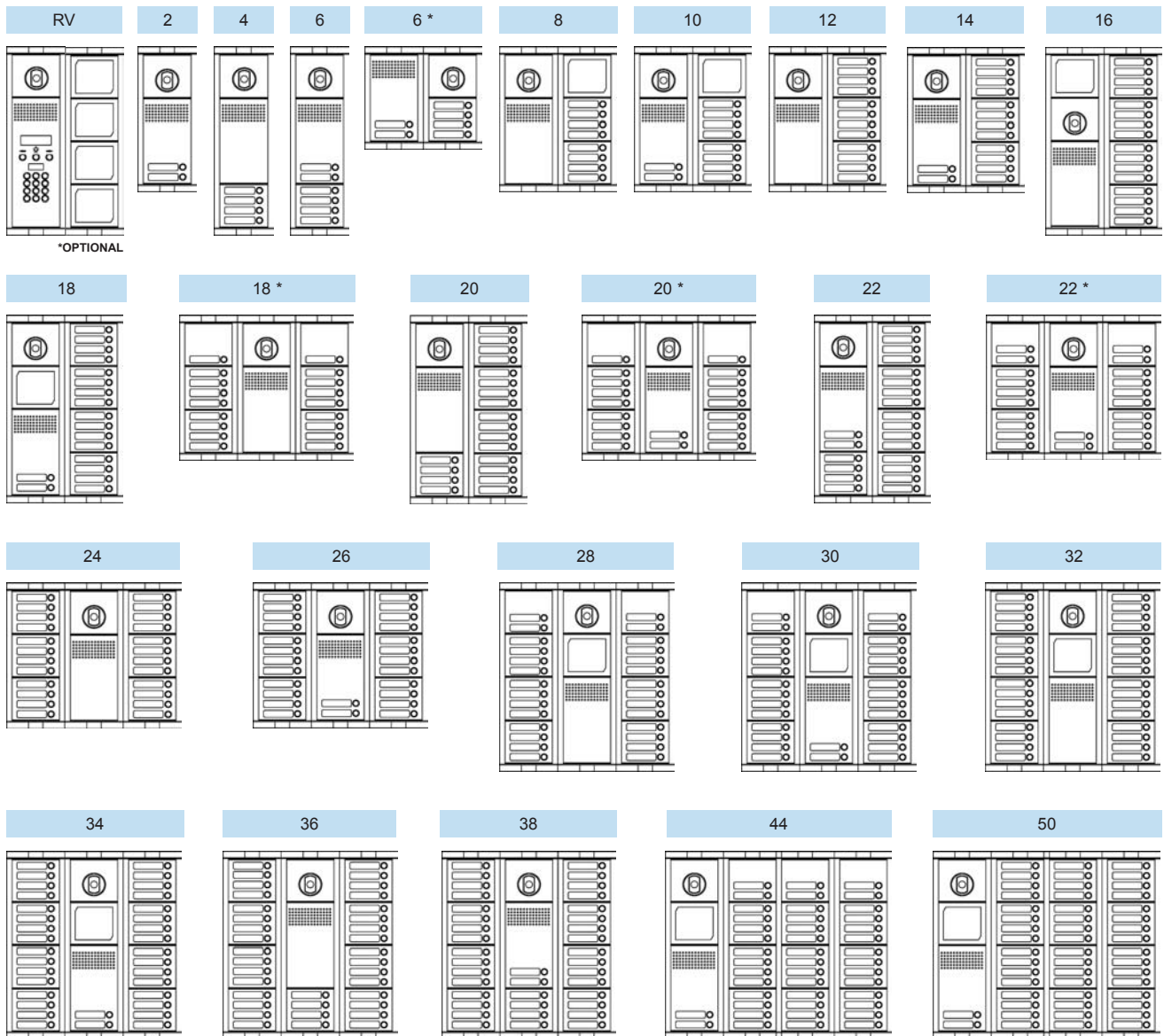
PUSH BUTTONS No.	2931A	2932A	2933A	2934A	2901A/0	2901A/2DP	2941A/2DP	2941A/4DP	2941A/6DP	2941A/8DP	2991A/1	2991A/2	2991A/3	2991A/8
2		1				1								1
2 *			1		1		1							1
4			1		1			1						1
6			1		1				1					1
8			1		1					1				1
10			1			1				1				1
12				1	1			1		1				1
12 *		2			1				2					1
16				1	1					2				1
16 *		2			1					2				1
20			2		1			1		2				1
24			2		1					3		1		1
28			2		1			1		3				1
32			2		1					4				1
36				2	1			1		4		1		1
40				2	1					5		1		1
48				2	1					6				1

Composition of digital audio panels



PUSH BUTTONS No.	2931A	2932A	2933A	2934A	2992A/0TV	2992A/2TV	2993A/RV	2941A/1	2941A/2	2941A/3	2941A/4	2991A/1	2991A/2	2991A/3
RV			1+1*				1							
2		1				1								3*
4			1		1						1			
6			1			1					1			
8				1	1									2
10				1		1								2
10 *		2				1								2
12			2		1									3
14			2			1								3
16			2		1									4
18			2			1								4
20				2	1									5
22				2		1								5
22 *		4				1								5
24				2	1									6
24 *		4			1									6
26				2		1								6
26 *		4				1								6
28			3		1									7
30			3			1								7
32			4			1								7
36				3	1					3				6
36 *			4		1									9
40				3	1									9
40 *			4		1									10
50				4	1				3					11

Composition of digital video panels

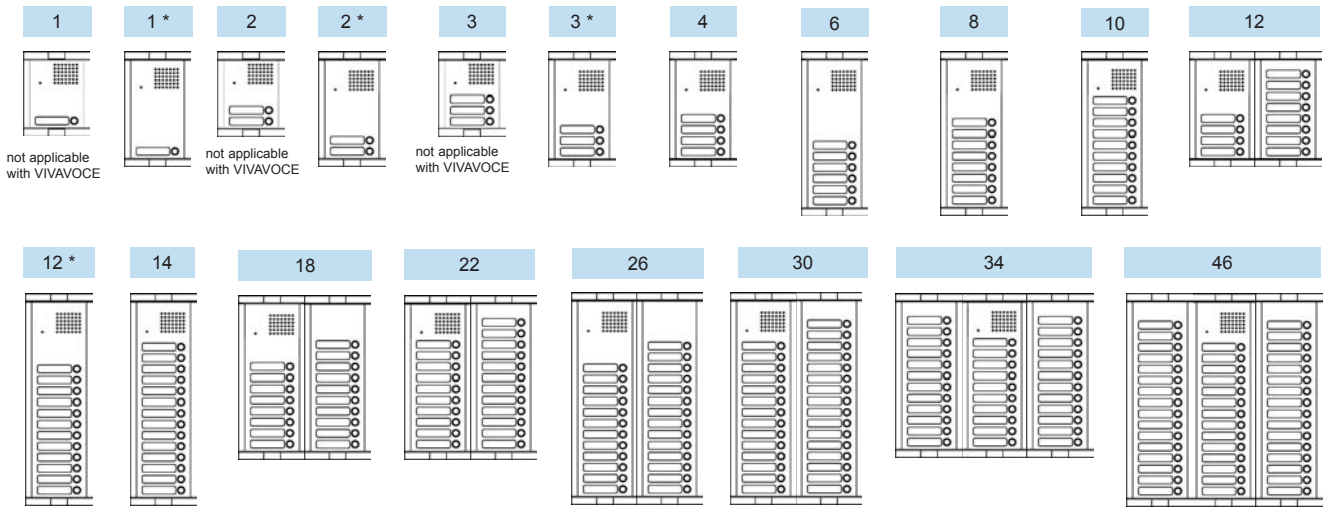


PUSH BUTTONS No.	2931A	2932A	2933A	2934A	2992A/0TV	2992A/2TV	2993A/RV	2941A/1	2941A/2	2941A/3	2941A/4	2991A/1	2991A/2	2991A/3	2991A/8
RV				1+1*			1						4*		1
2			1			1									1
4				1	1						1				1
6				1		1					1				1
6*	2					1					1				1
8			2		1						2		1		1
10			2			1					2		1		1
12			2		1						3				1
14			2			1					3				1
16				2	1						4		1		1
18				2		1					4		1		1
18*			3		1			2			4				1
20				2	1						5				1
20*			3			1		2			4				1
22				2		1					5				1
22*			3			1					4				1
24			3		1				2		6				1
26			3			1					6				1
28				3	1				2		6		1		1
30				3		1			2		6		1		1
32				3	1						8		1		1
34				3		1					8		1		1
36				3	1						9				1
38				3		1					9				1
44				4		1			3		9		1		1
50				4		1					12		1		1

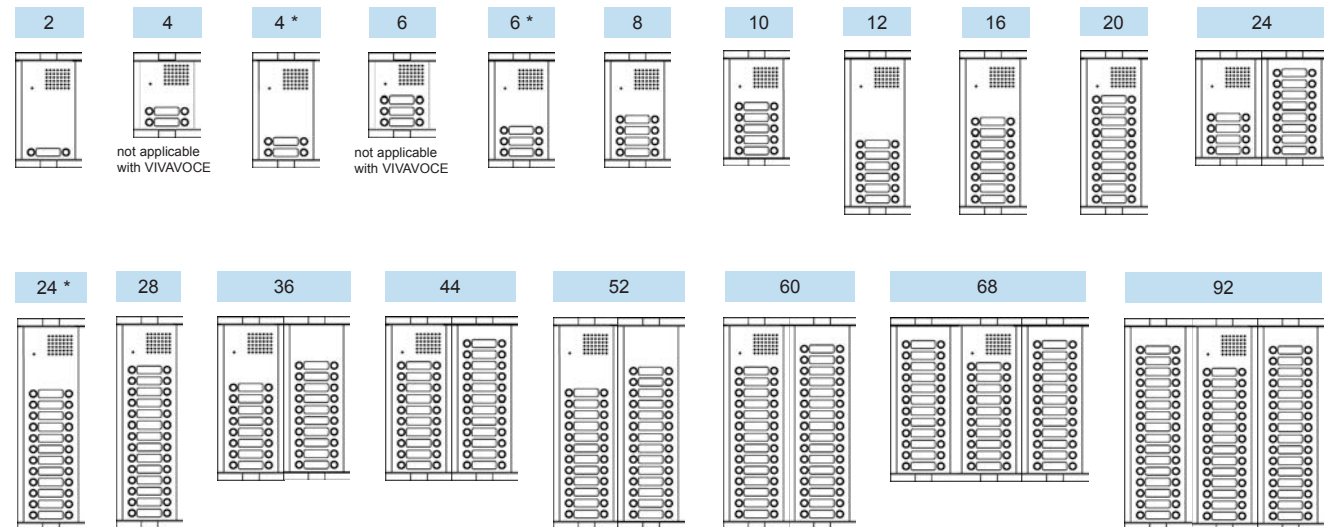
ATHENA INTEGRA Entrance Panel



Composition of audio and audio vivavoce panels



PUSH BUTTONS No.	2061A/01	2062A/01	2061A/02	2062A/02	2061A/03	2062A/03	2062A/04	2063A/05	2063A/06	2063A/08	2063A/10	2064A/12	2064A/14	8952A/08	8953A/10	8953A/12	8954A/14	8954A/16
1	1																	
1*		1																
2			1															
2*				1														
3					1													
3*						1												
4							1											
6									1									
8										1								
10											1							
12						1								1				
12*												1						
14													1					
18										1			1		1			
22											1					1		
26												1					1	
30													1					1
34											1							
46													1			2		2

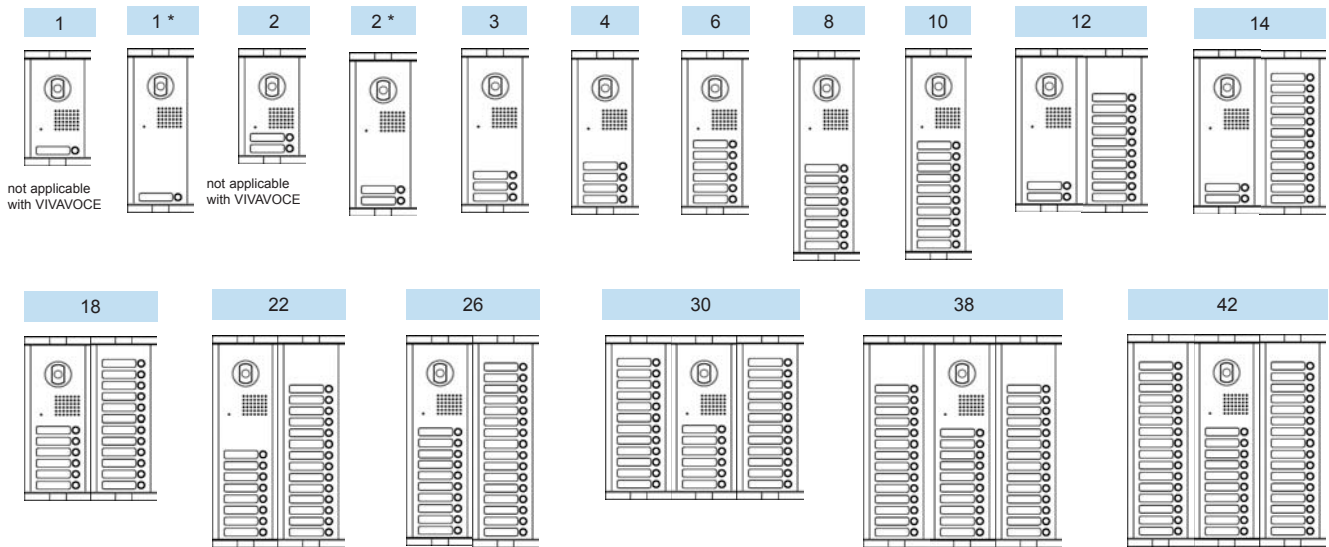


PUSH BUTTONS No.	2062A/02DP	2061A/04DP	2062A/04DP	2061A/06DP	2062A/06DP	2062A/08DP	2063A/10DP	2063A/12DP	2063A/16DP	2063A/20DP	2064A/24DP	2064A/28DP	8952A/16DP	8953A/20DP	8953A/24DP	8954A/28DP	8954A/32DP
2	1																
4		1															
4*			1														
6				1													
6*					1												
8						1											
10							1										
12								1									
16									1								
20										1							
24											1						
24*												1					
28													1				
36										1				1			
44											1				1		
52												1				1	
60													1				1
68															2		
92																	2

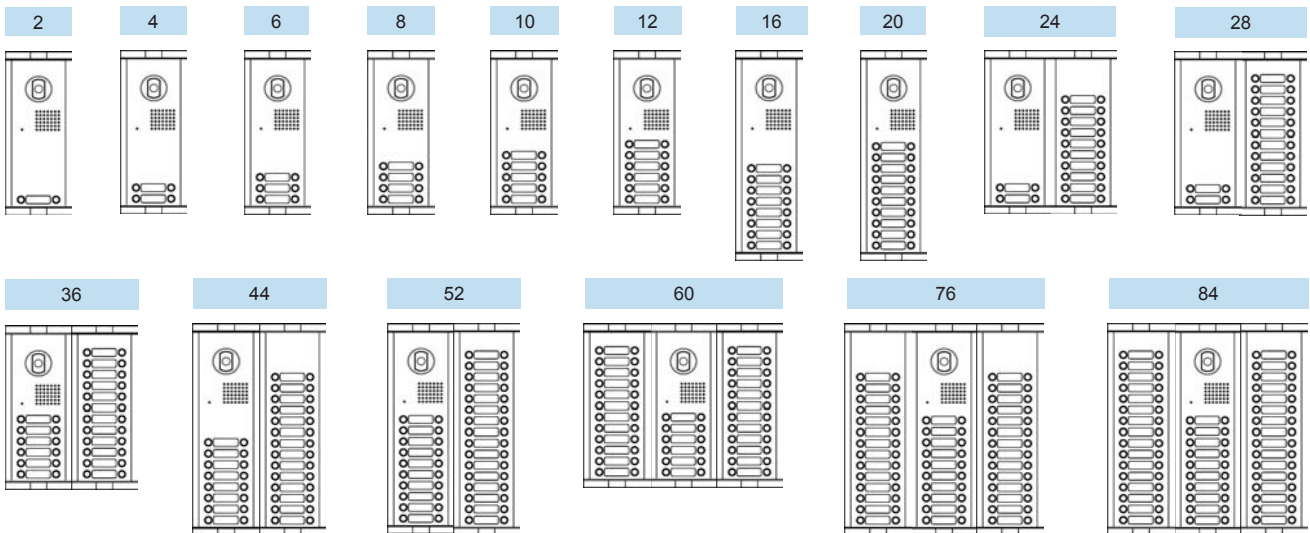
ATHENA INTEGRA Entrance Panel



Composition of video and video vivavoce panels



PUSH BUTTONS No.	8062A/01	8063A/01	8062A/02	8063A/02	8063A/03	8063A/04	8063A/05	8063A/06	8064A/08	8064A/10	8952A/08	8953A/10	8953A/12	8954A/14	8954A/16
1	1														
1*		1													
2			1												
2*				1											
3					1										
4						1									
5							1								
6								1							
8									1						
10										1					
12				1								1			
14				1									1		
18								1					1		
22									1					1	
26										1					1
30								1					2		1
38										1				2	
42										1					2

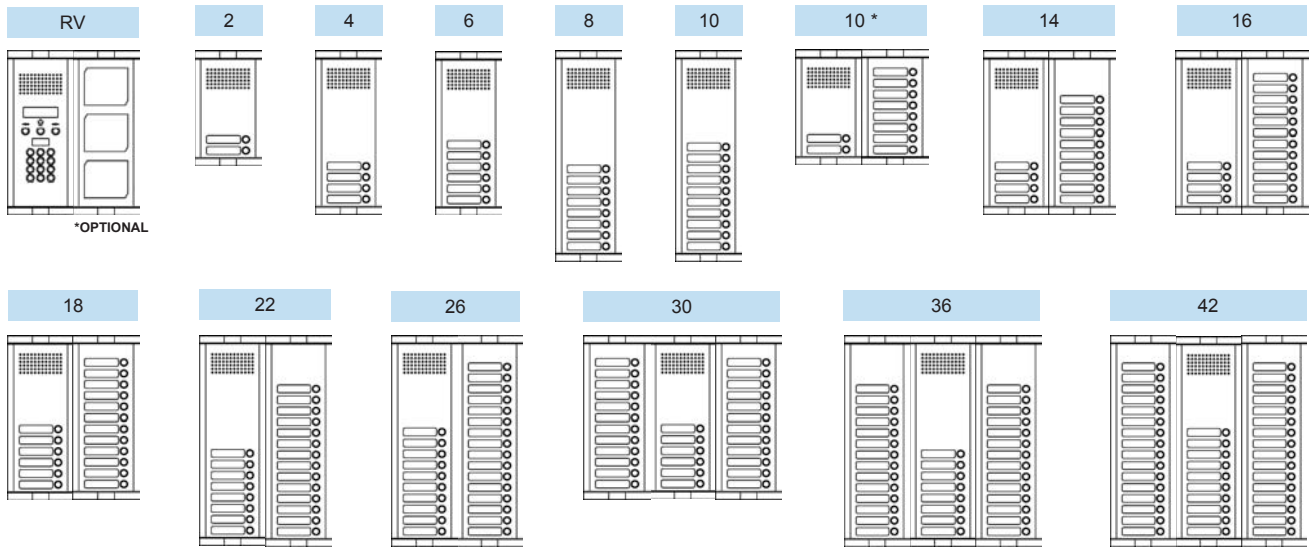


PUSH BUTTONS No.	8063A/02DP	8063A/04DP	8063A/06DP	8063A/08DP	8063A/10DP	8063A/12DP	8064A/16DP	8064A/20DP	8952A/16DP	8953A/20DP	8953A/24DP	8954A/28DP	8954A/32DP
2	1												
4		1											
6			1										
8				1									
10					1								
12						1							
16							1						
20								1					
24		1								1			
28		1									1		
36						1						1	
44							1						1
52								1					1
60						1					2		
76								1				2	
84													2

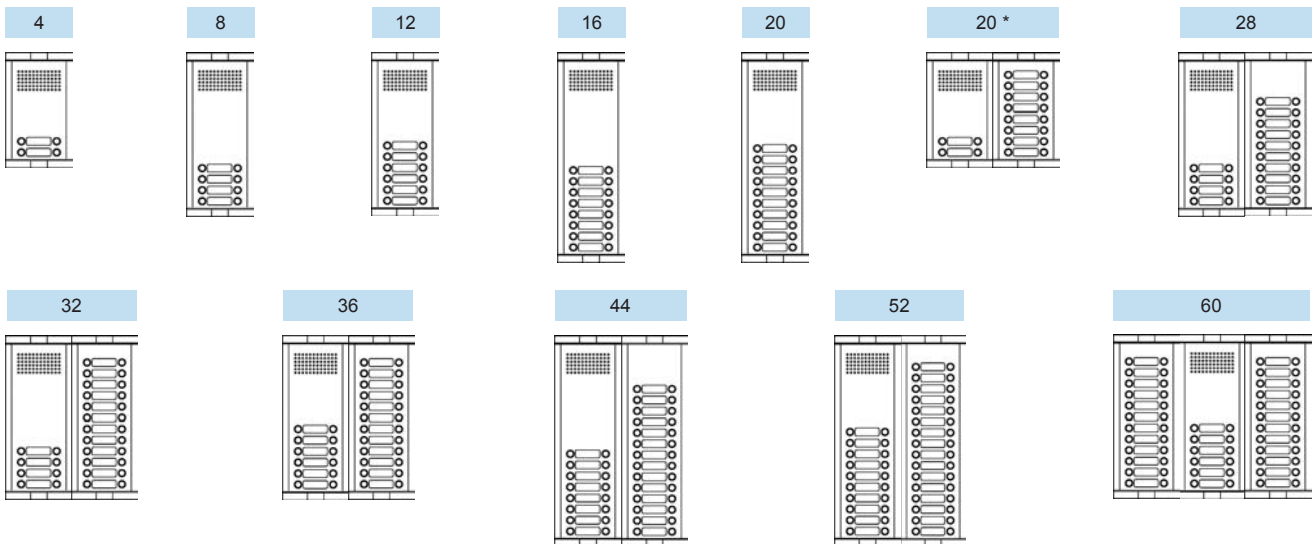
ATHENA INTEGRA Entrance Panel



Composition of digital audio panels



PUSH BUTTONS No.	2893A/RV	4853A/42	2892A/02TV	2893A/04TV	2893A/06TV	2894A/08TV	2894A/10TV	8952A/08	8953A/10	8953A/12	8954A/14	8954A/16
RV	1	1*										
2			1									
4				1								
6					1							
8						1						
10							1					
10*			1					1				
14				1					1			
16				1						1		
18					1					1		
22						1					1	
26							1					1
30					1					2		
36						1					2	
42							1					2

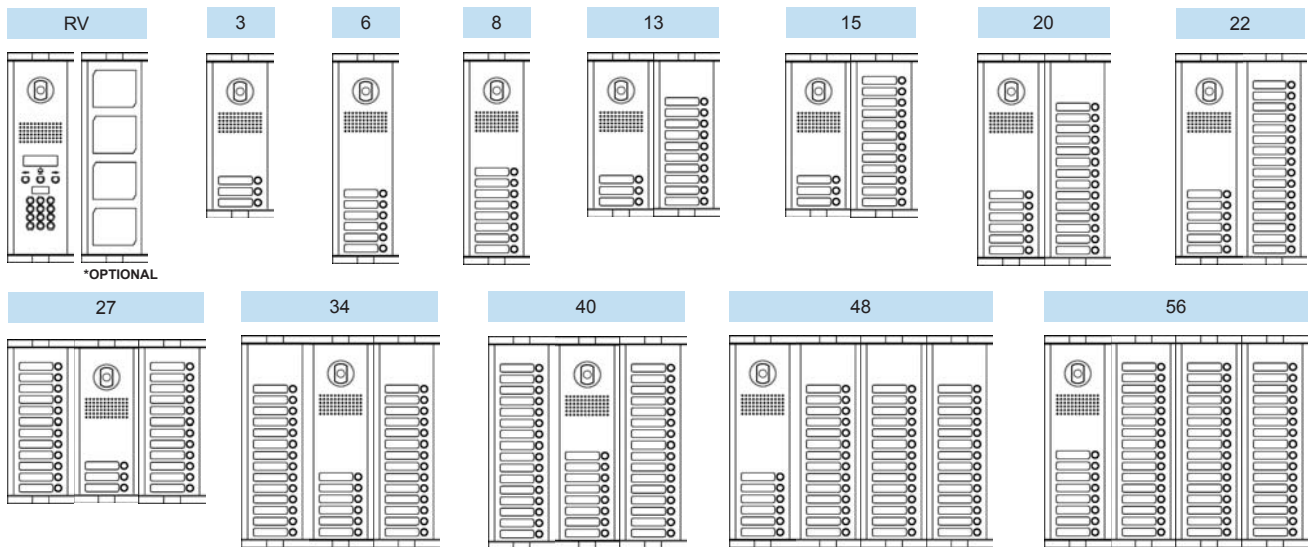


PUSH BUTTONS No.	2892A/04DPTV	2893A/08DPTV	2893A/12DPTV	2894A/16DPTV	2894A/20DPTV	8952A/16DP	8953A/20DP	8953A/24DP	8954A/28DP	8954A/32DP
4	1									
8		1								
12			1							
16				1						
20					1					
20*	1					1				
28		1					1			
32		1						1		
36			1					1		
44				1					1	
52					1					1
60			1					2		

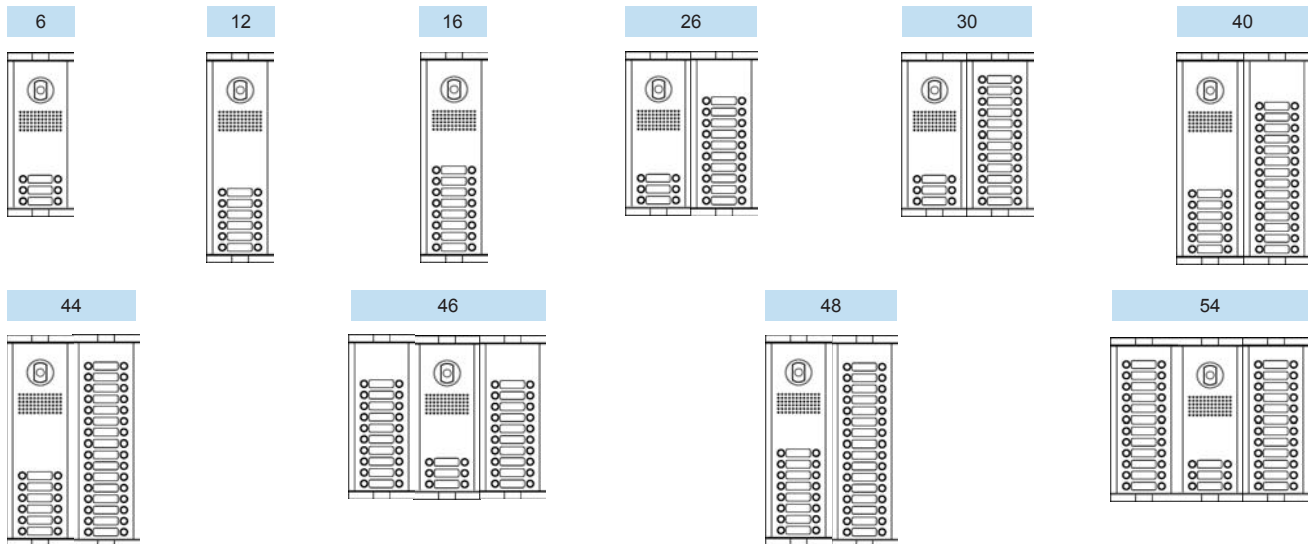
ATHENA INTEGRA Entrance Panel



Composition of digital video panels






PUSH BUTTONS No.	8894A/RV	4854A/56	8893A/03TV	8894A/06TV	8894A/08TV	8953A/10	8953A/12	8954A/14	8954A/16
RV	1	1*							
3			1						
6				1					
8					1				
13			1			1			
15			1				1		
20				1				1	
22				1					1
27			1				2		
34				1				2	
40					1				2
48				1				3	
54					1				3



PUSH BUTTONS No.	8893A/06DPTV	8894A/12DPTV	8894A/16DPTV	8953A/20DP	8953A/24DP	8954A/28DP	8954A/32DP
6	1						
12		1					
16			1				
26	1			1			
30	1				1		
40		1				1	
44		1					1
46	1			2			
48			1				1
54	1				2		


































Composition of audio systems with traditional cabling

SINGLE PUSH-BUTTONS																		
	USERS No.	2931A	2932A	2933A	2934A	2901A/0	2901A/1	2941A/1	2941A/2	2941A/3	2941A/4	2991A/1	2991A/2	2991A/3	2052/E	236	202/E	2225 2325
1	1						1								1	1		1
1*		1				1		1							1	1		1
2		1				1		1							1	1		2
3		1				1			1						1	1		3
4		1				1				1					1	1		4
5		1					1			1					1	1		5
6				1		1			1	1					1	1		6
8				1		1				2					1	1		8
10				1		1			1	2					1	1		10
10*		2				1		1		2					1	1		10
12				1		1				3					1	1		12
12*		2				1				3					1	1		12
16				2		1				4			1		1	1		16
16*		3				1				4			1		1	1		16
20				2		1				5					1	1		20
20*		3				1				5					1	1		20
24				2		1				6			1		1		1	24
24*		4				1				6			1		1		1	24
28				2		1				7					1		1	28
28*		4				1				7					1		1	28
30				3		1		1		7					1		1	30
32				3		1			1	8					1		1	32
36				3		1		2		8			1		1		1	36
36*				4		1		4		7					1		1	36
40				3		1				10			1		1		1	40
44				3		1				11					1		1	44
50				4		1		3		11			1		1		1	50

2 ROWS PUSH-BUTTONS																		
	USERS No.	2931A	2932A	2933A	2934A	2901A/0	2901A/2DP	2941A/2DP	2941A/4DP	2941A/6DP	2941A/8DP	2991A/1	2991A/2	2991A/3	2052/E	236	202/E	2225 2325
2	1						1								1	1		2
2*		1				1		1							1	1		2
4		1				1			1						1	1		4
6		1				1				1					1	1		6
8		1				1				1					1	1		8
10		1					1			1					1	1		10
12				1		1			1	1					1	1		12
16				1		1				2					1	1		16
20				1		1			1	2					1	1		20
20*		2				1			1	2					1	1		20
24				1		1				3					1		1	24
24*		2				1				3					1		1	24
30				2		1			1	3			1		1		1	30
36				2		1			1	4					1		1	36
40				2		1				5					1		1	40
52				2		1			1	6					1		1	52
56				2		1				7					1		1	56

(*) For modules layout see pages 1-1 and 2-1 concerning combination of ATHENA panels

Composition of audio systems with simplified cabling 1+n

SINGLE PUSH-BUTTONS																	
	USERS No.	2931A	2932A	2933A	2934A	2901A/0	2901A/1	2941A/1	2941A/2	2941A/3	2941A/4	2991A/1	2991A/2	2991A/3	2054	2610/4	236
1	1					1								1	1	1	1
1*		1			1		1							1	1	1	1
2		1			1			1						1	1	1	2
3		1			1				1					1	1	1	3
4		1			1					1				1	1	1	4
5		1				1				1				1	2	1	5
6			1		1			1		1				1	2	1	6
8			1		1					2				1	2	1	8
10				1	1			1		2				1	3	1	10
10*		2			1			1		2				1	3	1	10
12				1	1					3				1	3	1	12
12*		2			1					3				1	3	1	12
16			2		1					4		1		1	4	1	16
16*		3			1					4			1	1	4	1	16
20			2		1					5				1	5	1	20
20*		3			1					5				1	5	1	20
24				2	1					6		1		1	6	1	24
24*		4			1					6		1		1	6	1	24
28				2	1					7				1	7	1	28
28*		4			1					7				1	7	1	28
30			3		1			1		7				1	8	1	30
32			3		1					8				1	8	1	32
36				3	1			2		8		1		1	10	1	36
36*			4		1			4		7				1	11	1	36
40				3	1					10		1		1	10	1	40
44				3	1					11				1	11	1	44
50				4	1			3		11		1		1	14	1	50
2 ROWS PUSH-BUTTONS																	
	USERS No.	2931A	2932A	2933A	2934A	2901A/0	2901A/2DP	2941A/2DP	2941A/4DP	2941A/6DP	2941A/8DP	2991A/1	2991A/2	2991A/3	2054	2610/4	236
2	1					1								1	2	1	2
2*		1			1		1							1	2	1	2
4		1			1			1						1	2	1	4
6		1			1				1					1	2	1	6
8		1			1					1				1	2	1	8
10		1				1				1				1	4	1	10
12			1		1			1		1				1	4	1	12
16			1		1					2				1	4	1	16
20				1	1			1		2				1	6	1	20
20*		2			1			1		2				1	6	1	20
24				1	1					3				1	6	1	24
24*		2			1					3				1	6	1	24
30			2		1				1	3		1		1	8	1	30
36			2		1			1		4				1	10	1	36
40			2		1					5				1	10	1	40
52				2	1			1		6				1	14	1	52
56				2	1					7				1	14	1	56

(*) For modules layout see pages 1-1 and 2-1 concerning combination of ATHENA panels

















Composition of VIVAVOCE audio systems

SINGLE PUSH-BUTTONS																	
	USERS No.	2931A	2932A	2933A	2934A	2901A/0	2901A/1	2941A/1	2941A/2	2941A/3	2941A/4	2991A/1	2991A/2	2991A/3	4052	428	441 442
1*		1				1		1							1	1	1
2		1				1			1						1	1	2
3		1				1				1					1	1	3
4		1				1					1				1	1	4
5		1					1				1				1	1	5
6			1			1		1			1				1	1	6
8			1			1				2					1	1	8
10				1		1		1		2					1	1	10
10*		2				1		1		2					1	1	10
12				1		1				3					1	1	12
12*		2				1				3					1	1	12
16			2			1				4		1			1	1	16
16*		3				1				4		1			1	1	16
20			2			1				5			1		1	1	20
20*		3				1				5					1	1	20
24				2		1				6		1			1	1	24
24*		4				1				6		1			1	1	24
28				2		1				7					1	1	28
28*		4				1				7					1	1	28
30			3			1		1		7					1	1	30
32			3			1				8					1	1	32
36				3		1		2		8		1			1	1	36
36*			4			1		4		7					1	1	36
40				3		1				10		1			1	1	40
44				3		1				11					1	1	44
50				4		1		3		11		1			1	1	50

2 ROWS PUSH-BUTTONS																	
	USERS No.	2931A	2932A	2933A	2934A	2901A/0	2901A/2DP	2941A/2DP	2941A/4DP	2941A/6DP	2941A/8DP	2991A/1	2991A/2	2991A/3	4052	428	441 442
2*		1				1		1							1	1	2
4		1				1		1							1	1	4
6		1				1			1						1	1	6
8		1				1				1					1	1	8
10		1					1			1					1	1	10
12			1			1		1		1					1	1	12
16			1			1				2					1	1	16
20				1		1		1		2					1	1	20
20*		2				1		1		2					1	1	20
24				1		1				3					1	1	24
24*		2				1				3					1	1	24
30			2			1			1	3		1			1	1	30
36			2			1		1	1	4			1		1	1	36
40			2			1				5					1	1	40
52				2		1		1		6					1	1	52
56				2		1				7					1	1	56

(*) For modules layout see pages 1-1 and 2-1 concerning combination of ATHENA panels

Composition of DIGITAL audio systems

SINGLE PUSH-BUTTONS																	
	USERS No.	2931A	2932A	2933A	2934A	2992A/0TV	2992A/2TV	2993A/RV	2941A/1	2941A/2	2941A/3	2941A/4	2991A/1	2991A/2	2991A/3	817/V	2A15
RV			1 (*)				1							N (*)		1	MAX 180
2		1					1									1	2
4			1			1						1				1	4
6			1				1					1				1	6
8				1		1						2				1	8
10				1			1					2				1	10
10 *		2					1					2				1	10
12			2			1						3		1		1	12
14			2				1					3		1		1	14
16			2			1						4				1	16
18			2				1					4				1	18
20				2		1						5		1		1	20
22				2			1					5		1		1	22
22 *		4					1					5		1		1	22
24				2		1						6				1	24
24 *		4				1						6				1	24
26				2			1					6				1	26
26 *		4					1					6				1	26
28			3			1						7				1	28
30			3				1					7				1	30
32			4				1					7				1	32
36				3		1			3			9		1		1	36
36 *			4			1						9		1		1	36
40				3		1						10				1	40
40 *			4			1						10				1	40
50				4		1			3			11				1	50


(*) For modules layout see page 5-1 concerning combination of ATHENA panels

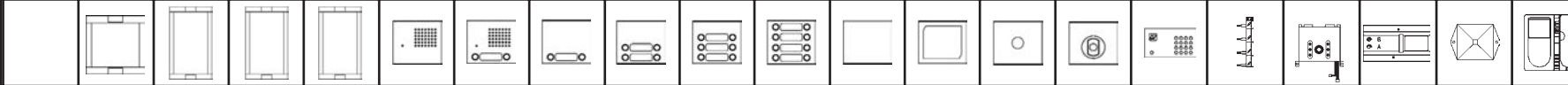
Composition of video systems with traditional cabling with coax cable

USERS No.	SINGLE PUSH-BUTTONS										2 ROWS PUSH-BUTTONS									
	2931A	2932A	2933A	2934A	2901A/0	2901A/1	2941A/1	2941A/2	2941A/3	2941A/4	2991A/1	2991A/2	2991A/3	2991A/8	2052/E	8600	8050/8050/C	861/4	8435/8435/C	
1		1				1								1	1	1	1		1	
1*			1		1		1							1	1	1	1		1	
2			1		1			1						1	1	1	1	1	2	
3			1		1				1					1	1	1	1	1	3	
4			1		1					1				1	1	1	1	1	4	
5			1			1				1				1	1	1	1	2	5	
6				1	1				1					1	1	1	1	2	6	
6*		2			1									1	1	1	1	2	6	
8				1	1				2					1	1	1	1	2	8	
8*		2			1				2					1	1	1	1	2	8	
10			2		1			1	2					1	1	1	1	3	10	
12			2		1				3		1			1	1	1	1	3	12	
14			2		1			1	3					1	1	1	1	4	14	
16			2		1				4					1	1	1	1	4	16	
20				2	1				5			1		1	1	1	1	5	20	
20*			3		1			2	4		1			1	1	1	1	5	20	
22				2	1			1	5					1	1	1	1	6	22	
22*			3		1			2	4		1			1	1	1	1	6	22	
24				2	1				6					1	1	1	1	6	24	
24*			3		1				6		1			1	1	1	1	6	24	
28			3		1				7					1	1	1	1	7	28	
32				3	1			2	7		1			1	1	1	1	8	32	
36				3	1				9		1			1	1	1	1	9	36	
40				3	1				10					1	1	1	1	10	40	
44				4	1				11	2	1			1	1	1	1	11	44	
50				4	1			3	11					1	1	1	1	13	50	

(*) For modules layout see pages 3-1 and 4-1 concerning combination of ATHENA panels





















Composition of video systems with simplified cabling 4+n without coax cable





















USERS No.																				
	2931A	2932A	2933A	2934A	2901A/0	2901A/1	2941A/1	2941A/2	2941A/3	2941A/4	2991A/1	2991A/2	2991A/3	2991A/8	2055	2610/4	8055/29 8055/29C	8605	865/4	8435/5 8435/5C
1		1				1								1	1	1	1	1		1
1*			1		1		1							1	1	1	1	1		1
2			1		1			1						1	1	1	1	1	1	2
3			1		1				1					1	1	1	1	1	1	3
4			1		1					1				1	1	1	1	1	1	4
5			1			1					1			1	1	2	1	1	2	5
6				1	1				1					1	1	2	1	1	2	6
6*		2			1					2				1	1	2	1	1	2	6
8				1	1						2			1	1	2	1	1	2	8
8*		2			1						2			1	1	2	1	1	2	8
10			2		1			1						1	1	3	1	1	3	10
12			2		1				2			1		1	1	3	1	1	3	12
14			2		1			1						1	1	4	1	1	4	14
16			2		1					4				1	1	4	1	1	4	16
20				2	1					5		1		1	1	5	1	1	5	20
20*			3		1			2		4		1		1	1	6	1	1	5	20
22				2	1			1		5				1	1	6	1	1	6	22
22*			3		1				2	4		1		1	1	6	1	1	6	22
24				2	1					6				1	1	6	1	1	6	24
24*			3		1					6		1		1	1	6	1	1	6	24
28			3		1					7				1	1	7	1	1	7	28
32				3	1			2		7		1		1	1	9	1	1	8	32
36				3	1					9		1		1	1	9	1	1	9	36
40				3	1					10				1	1	10	1	1	10	40
44				4	1					11	2	1		1	1	11	1	1	11	44
50				4	1			3		11				1	1	14	1	1	13	50

USERS No.																				
	2931A	2932A	2933A	2934A	2901A/0	2901A/2DP	2941A/2DP	2941A/4DP	2941A/6DP	2941A/8DP	2991A/1	2991A/2	2991A/3	2991A/8	2055	2610/4	8055/29 8055/29C	8605	865/4	8435/5 8435/5C
2		1				1								1	1	2	1	1	1	2
2*			1		1		1							1	1	2	1	1	1	2
4			1		1			1						1	1	2	1	1	1	4
6			1		1				1					1	1	2	1	1	2	6
8			1		1					1				1	1	2	1	1	2	8
10			1			1					1			1	1	4	1	1	3	10
12				1	1			1						1	1	4	1	1	3	12
12*		2			1				2					1	1	4	1	1	3	12
16				1	1					2				1	1	4	1	1	4	16
16*		2			1					2				1	1	4	1	1	4	16
20			2		1			1		2		1		1	1	6	1	1	5	20
24			2		1				3			1		1	1	6	1	1	6	24
28			2		1			1		3				1	1	8	1	1	7	28
32			2		1				4					1	1	8	1	1	8	32
36				2	1			1		4		1		1	1	10	1	1	9	36
40				2	1				5			1		1	1	10	1	1	10	40
48				2	1				6					1	1	12	1	1	12	48

(*) For modules layout see pages 3-1 and 4-1 concerning combination of ATHENA panels

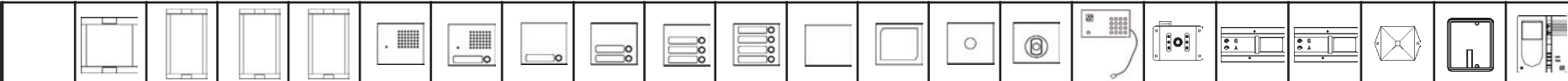
Composition of VIVAVOCE video systems with traditional cabling with coax cable

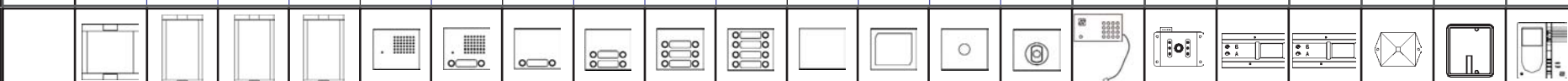
SINGLE PUSH-BUTTONS																						
	USERS No.	2931A	2932A	2933A	2934A	2901A/0	2901A/1	2941A/1	2941A/2	2941A/3	2941A/4	2991A/1	2991A/2	2991A/3	2991A/8	4052	8050 8050/C	8600	8610	861/4	8300	8105 8105/C
1 *			1		1		1							1	1	1	1	1	1	1	1	1
2			1		1			1						1	1	1	1	1	1	1	2	2
3			1		1				1					1	1	1	1	1	1	1	3	3
4			1		1					1				1	1	1	1	1	1	1	4	4
5			1			1					1			1	1	1	1	1	1	2	5	5
6				1	1				1					1	1	1	1	1	1	2	6	6
6 *		2			1					2				1	1	1	1	1	1	2	6	6
8				1	1						2			1	1	1	1	1	1	2	8	8
8 *		2			1						2			1	1	1	1	1	1	2	8	8
10			2		1				1		2		1	1	1	1	1	1	1	3	10	10
12			2		1					3			1	1	1	1	1	1	1	3	12	12
14			2		1				1		3			1	1	1	1	1	1	4	14	14
16			2		1					4				1	1	1	1	1	1	4	16	16
20				2	1					5		1		1	1	1	1	1	1	5	20	20
20 *			3		1				2		4		1	1	1	1	1	1	1	5	20	20
22				2	1				1		5			1	1	1	1	1	1	6	22	22
22 *			3		1					2	4		1	1	1	1	1	1	1	6	22	22
24				2	1						6			1	1	1	1	1	1	6	24	24
24 *			3		1						6			1	1	1	1	1	1	6	24	24
28			3		1						7			1	1	1	1	1	1	7	28	28
32				3	1				2		7		1	1	1	1	1	1	1	8	32	32
36				3	1						9		1	1	1	1	1	1	1	9	36	36
40				3	1						10			1	1	1	1	1	1	10	40	40
44				4	1						11		2	1	1	1	1	1	1	11	44	44
50				4	1				3		11			1	1	1	1	1	1	13	50	50

2 ROWS PUSH-BUTTONS																						
	USERS No.	2931A	2932A	2933A	2934A	2901A/0	2901A/2DP	2941A/2DP	2941A/4DP	2941A/6DP	2941A/8DP	2991A/1	2991A/2	2991A/3	2991A/8	4052	8050 8050/C	8600	8610	861/4	8300	8105 8105/C
2 *			1		1			1						1	1	1	1	1	1	1	2	2
4			1		1				1					1	1	1	1	1	1	1	4	4
6			1		1					1				1	1	1	1	1	1	2	6	6
8			1		1						1			1	1	1	1	1	1	2	8	8
10			1			1					1			1	1	1	1	1	1	3	10	10
12				1	1				1		1			1	1	1	1	1	1	3	12	12
12 *		2			1					2				1	1	1	1	1	1	3	12	12
16				1	1						2			1	1	1	1	1	1	4	16	16
16 *		2			1						2			1	1	1	1	1	1	4	16	16
20			2		1				1		2			1	1	1	1	1	1	5	20	20
24			2		1					3		1		1	1	1	1	1	1	6	24	24
28			2		1				1		3			1	1	1	1	1	1	7	28	28
32			2		1					4				1	1	1	1	1	1	8	32	32
36				2	1				1		4			1	1	1	1	1	1	9	36	36
40				2	1					5		1		1	1	1	1	1	1	10	40	40
48				2	1					6				1	1	1	1	1	1	12	48	48

(*) For modules layout see pages 3-1 and 4-1 concerning combination of ATHENA panels




















Composition of VIVAVOCE video systems with traditional cabling WITHOUT coax cable

SINGLE PUSH-BUTTONS																						
	USERS No.	2931A	2932A	2933A	2934A	2901A/0	2901A/1	2941A/1	2941A/2	2941A/3	2941A/4	2991A/1	2991A/2	2991A/3	2991A/8	4052	8057/8057/C	8600	8610	865/4	8300	8105/2/8105/2C
1 *			1		1		1							1	1	1	1	1	1	1	1	1
2			1		1			1						1	1	1	1	1	1	1	2	2
3			1		1				1					1	1	1	1	1	1	1	3	3
4			1		1					1				1	1	1	1	1	1	1	4	4
5			1			1				1				1	1	1	1	1	2	5	5	5
6				1	1			1		1				1	1	1	1	1	2	6	6	6
6 *		2			1				2					1	1	1	1	1	2	6	6	6
8				1	1					2				1	1	1	1	1	2	8	8	8
8 *		2			1					2				1	1	1	1	1	2	8	8	8
10			2		1			1		2		1		1	1	1	1	1	3	10	10	10
12			2		1					3		1		1	1	1	1	1	3	12	12	12
14			2		1			1		3				1	1	1	1	1	4	14	14	14
16			2		1					4				1	1	1	1	1	4	16	16	16
20				2	1					5		1		1	1	1	1	1	5	20	20	20
20 *			3		1			2		4		1		1	1	1	1	1	5	20	20	20
22				2	1			1		5				1	1	1	1	1	6	22	22	22
22 *			3		1				2	4		1		1	1	1	1	1	6	22	22	22
24				2	1					6				1	1	1	1	1	6	24	24	24
24 *			3		1					6		1		1	1	1	1	1	6	24	24	24
28			3		1					7				1	1	1	1	1	7	28	28	28
32				3	1			2		7		1		1	1	1	1	1	8	32	32	32
36				3	1					9		1		1	1	1	1	1	9	36	36	36
40				3	1					10				1	1	1	1	1	10	40	40	40
44				4	1					11	2	1		1	1	1	1	1	11	44	44	44
50				4	1			3		11				1	1	1	1	1	13	50	50	50

2 ROWS PUSH-BUTTONS																						
	USERS No.	2931A	2932A	2933A	2934A	2901A/0	2901A/2DP	2941A/2DP	2941A/4DP	2941A/6DP	2941A/8DP	2991A/1	2991A/2	2991A/3	2991A/8	4052	8057/8057/C	8600	8610	865/4	8300	8105/2/8105/2C
2 *			1		1			1						1	1	1	1	1	1	2	2	2
4			1		1				1					1	1	1	1	1	1	4	4	4
6			1		1					1				1	1	1	1	1	2	6	6	6
8			1		1					1				1	1	1	1	1	2	8	8	8
10			1			1				1				1	1	1	1	1	3	10	10	10
12				1	1			1		1				1	1	1	1	1	3	12	12	12
12 *		2			1				2					1	1	1	1	1	3	12	12	12
16				1	1					2				1	1	1	1	1	4	16	16	16
16 *		2			1					2				1	1	1	1	1	4	16	16	16
20			2		1			1		2		1		1	1	1	1	1	5	20	20	20
24			2		1					3		1		1	1	1	1	1	6	24	24	24
28			2		1			1		3				1	1	1	1	1	7	28	28	28
32			2		1					4				1	1	1	1	1	8	32	32	32
36				2	1			1		4			1	1	1	1	1	1	9	36	36	36
40				2	1					5		1		1	1	1	1	1	10	40	40	40
48				2	1					6				1	1	1	1	1	12	48	48	48

(*) For modules layout see pages 3-1 and 4-1 concerning combination of ATHENA panels

Composition of DIGITAL video systems







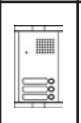
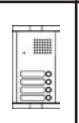
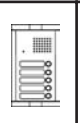





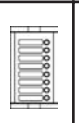
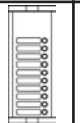
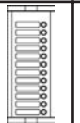
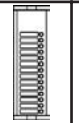
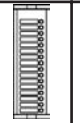

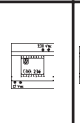
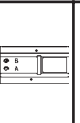
USERS No.																				
	2931A	2932A	2933A	2934A	2992A/0TV	2992A/2TV	2993A/RV	2941A/1	2941A/2	2941A/3	2941A/4	2991A/1	2991A/2	2991A/3	2991A/8	8057/8057/C	817/V	8607/V	865/4	8A35/8A35/C
RV				1 (*)			1						N (*)		1	1	1	1	N	MAX 180
2			1			1									1	1	1	1	1	2
4				1		1					1				1	1	1	1	1	4
6				1		1					1				1	1	1	1	2	6
6*		2				1					1				1	1	1	1	2	6
8			2			1					2		1		1	1	1	1	2	8
10			2			1					2		1		1	1	1	1	3	10
12			2			1					3				1	1	1	1	3	12
14			2			1					3				1	1	1	1	4	14
16				2		1					4		1		1	1	1	1	4	16
18				2		1					4		1		1	1	1	1	5	18
18 *			3			1		2			4				1	1	1	1	5	18
20				2		1					5				1	1	1	1	5	20
20 *			3			1		2			4				1	1	1	1	5	20
22				2		1					5				1	1	1	1	6	22
22 *			3			1					4				1	1	1	1	6	22
24			3			1			2		6				1	1	1	1	6	24
26			3			1					6				1	1	1	1	7	26
28				3		1			2		6		1		1	1	1	1	7	28
30				3		1			2		6		1		1	1	1	1	8	30
32				3		1					8		1		1	1	1	1	8	32
34				3		1					8		1		1	1	1	1	9	34
36				3		1					9				1	1	1	1	9	36
38				3		1					9				1	1	1	1	10	38
44				4		1			3		9		1		1	1	1	1	11	44
50				4		1					12		1		1	1	1	1	13	50





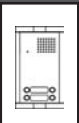

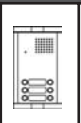
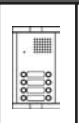
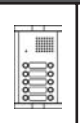

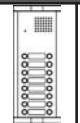
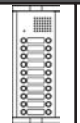


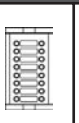
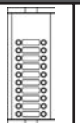
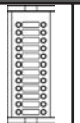
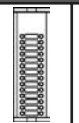
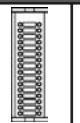

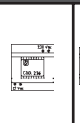
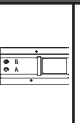
(*) For modules layout see page 6-1 concerning combination of ATHENA panels

ATHENA INTEGRA Entrance Panel



Composition of audio system with traditional cabling

SINGLE PUSH-BUTTONS																						
	USERS No.	2061A/01	2062A/01	2061A/02	2062A/02	2061A/03	2062A/03	2062A/04	2062A/05	2063A/06	2063A/08	2063A/10	2064A/12	2064A/14	8952A/08	8953A/10	8953A/12	8954A/14	8954A/16	2052/E	236	202/E
1	1																		1	1		1
1*		1																	1	1		1
2			1																1	1		2
2*				1															1	1		2
3					1														1	1		3
3*						1													1	1		3
4							1												1	1		4
6									1										1	1		6
8										1									1	1		8
10											1								1	1		10
12							1								1				1	1		12
12*												1							1	1		12
14													1						1	1		14
18										1									1	1		18
22											1					1			1	1		22
26												1					1		1		1	26
30													1					1	1		1	30
34											1							1	1		1	34
46													1			2		2	1		1	46


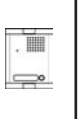
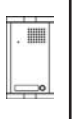
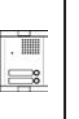

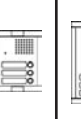

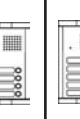
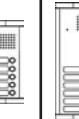




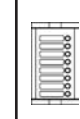
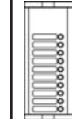
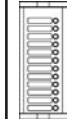

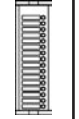




2 ROWS PUSH-BUTTONS																						
	USERS No.	2062A/02DP	2061A/04DP	2062A/04DP	2061A/06DP	2062A/06DP	2062A/08DP	2062A/10DP	2063A/12DP	2063A/16DP	2063A/20DP	2064A/24DP	2064A/28DP	8952A/16DP	8953A/20DP	8953A/24DP	8954A/28DP	8954A/32DP	2052/E	236	202/E	2225 2325
2		1																1	1		2	
4			1															1	1		4	
4*				1														1	1		4	
6					1													1	1		6	
6*						1												1	1		6	
8							1											1	1		8	
10								1										1	1		10	
12									1									1	1		12	
16										1								1	1		16	
20											1							1	1		20	
24							1								1			1		1	24	
24*												1						1		1	24	
28													1					1		1	28	
36										1						1		1		1	36	
40											1						1	1		1	40	
44												1					1	1		1	44	
52													1				1	1		1	52	
60											1						2	1		1	60	
92												1					2	1		1	92	



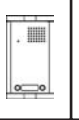
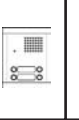
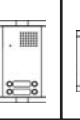
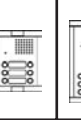
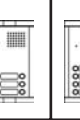
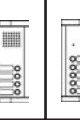
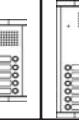
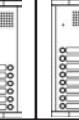

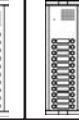
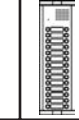
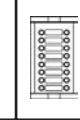
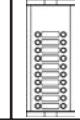
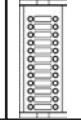

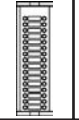

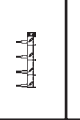
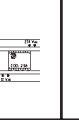
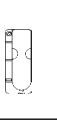
(*) For modules layout see page 1-2 concerning combination of ATHENA INTEGRA panels

ATHENA INTEGRA Entrance Panel



Composition of audio systems with simplified cabling 1+n

SINGLE PUSH-BUTTONS																						
	USERS No.	2061A/01	2062A/01	2061A/02	2062A/02	2061A/03	2062A/03	2062A/04	2062A/05	2063A/06	2063A/08	2063A/10	2064A/12	2064A/14	8952A/08	8953A/10	8953A/12	8954A/14	8954A/16	2054	2610/4	236
1	1																		1	1	1	1
1*		1																	1	1	1	1
2			1																1	1	1	2
2*				1															1	1	1	2
3					1														1	1	1	3
3*						1													1	1	1	3
4							1												1	1	1	4
4*									1										1	1	1	4
6										1									1	2	1	6
8											1								1	2	1	8
10												1							1	3	1	10
12							1								1				1	3	1	12
12*												1							1	3	1	12
14													1						1	4	1	14
18										1					1				1	5	1	18
22											1					1			1	6	1	22
26												1					1		1	7	1	26
30													1					1	1	8	1	30
34											1					2			1	9	1	34
46													1				2		1	12	1	46

2 ROWS PUSH-BUTTONS																						
	USERS No.	2062A/02DP	2061A/04DP	2062A/04DP	2061A/06DP	2062A/06DP	2062A/08DP	2062A/10DP	2063A/12DP	2063A/16DP	2063A/20DP	2064A/24DP	2064A/28DP	8952A/16DP	8953A/20DP	8953A/24DP	8954A/28DP	8954A/32DP	2054	2610/4	236	2725 2825
2		1																1	2	1	2	
4			1															1	2	1	4	
4*				1														1	2	1	4	
6					1													1	2	1	6	
6*						1												1	2	1	6	
8							1											1	2	1	8	
10								1										1	4	1	10	
12									1									1	4	1	12	
16										1								1	4	1	16	
20											1							1	6	1	20	
24						1									1			1	6	1	24	
24*												1						1	6	1	24	
28													1					1	8	1	28	
36										1					1			1	10	1	36	
40											1					1		1	12	1	40	
44												1					1	1	14	1	44	
52													1				1	1	16	1	52	
60											1					2		1	18	1	60	
92													1				2	1	24	1	92	

(*) For modules layout see page 1-2 concerning combination of ATHENA INTEGRA panels

ATHENA INTEGRA Entrance Panel



Composition of VIVAVOCE audio systems

SINGLE PUSH-BUTTONS																		
	USERS No.	2062A/01	2062A/02	2062A/03	2062A/04	2062A/05	2063A/06	2063A/08	2063A/10	2064A/12	2064A/14	8952A/08	8953A/10	8953A/12	8954A/14	8954A/16	4052	428
1 *	1															1	1	1
2 *		1														1	1	2
3 *			1													1	1	3
4				1												1	1	4
6						1										1	1	6
8							1									1	1	8
10								1								1	1	10
12				1							1					1	1	12
12 *									1							1	1	12
14										1						1	1	14
18							1					1				1	1	18
22								1					1			1	1	22
26									1					1		1	1	26
30										1					1	1	1	30
34								1						2		1	1	34
46										1					2	1	1	46


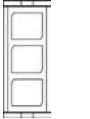
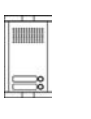




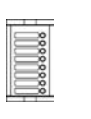
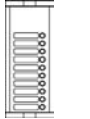
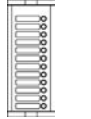
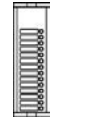
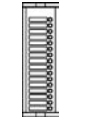
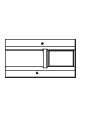
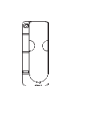
2 ROWS PUSH-BUTTONS																		
	USERS No.	2062A/02DP	2062A/04DP	2062A/06DP	2062A/08DP	2062A/10DP	2063A/12DP	2063A/16DP	2063A/20DP	2064A/24DP	2064A/28DP	8952A/16DP	8953A/20DP	8953A/24DP	8954A/28DP	8954A/32DP	4052	428
2	1															1	1	2
4 *		1														1	1	4
6 *			1													1	1	6
8				1												1	1	8
10					1											1	1	10
12						1										1	1	12
16							1									1	1	16
20								1								1	1	20
24				1							1					1	1	24
24 *									1							1	1	24
28										1						1	1	28
36							1					1				1	1	36
40								1					1			1	1	40
44									1					1		1	1	44
52										1					1	1	1	52
60								1						2		1	1	60
92										1					2	1	1	92


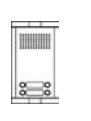




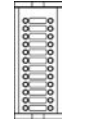
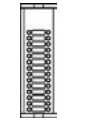
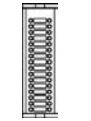
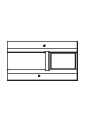

(*) For modules layout see page 1-2 concerning combination of ATHENA INTEGRA panels

ATHENA INTEGRA Entrance Panel



Composition of DIGITAL audio systems

SINGLE PUSH-BUTTONS															
	USERS No.	2893A/RV	4853A/42	2892A/02TV	2893A/04TV	2893A/06TV	2894A/08TV	2894A/10TV	8952A/08	8953A/10	8953A/12	8954A/14	8954A/16	817/V	2A15
RV	1	1*												1	MAX 180
2			1											1	2
4				1										1	4
6					1									1	6
8						1								1	8
10							1							1	10
10 *			1					1						1	10
14				1					1					1	14
16				1						1				1	16
18					1					1				1	18
22						1		1				1		1	22
26							1						1	1	26
30					1					2				1	30
36						1					2			1	36
42							1					2		1	42
















2 ROWS PUSH-BUTTONS														
	USERS No.		2893A/04DPTV	2893A/08DPTV	2893A/12DPTV	2894A/16DPTV	2894A/20DPTV	8952A/16DP	8953A/20DP	8953A/24DP	8954A/28DP	8954A/32DP	817/V	2A15
4			1										1	4
8				1									1	8
12					1								1	12
16						1							1	16
20							1						1	20
20 *			1					1					1	20
28				1					1				1	28
32				1						1			1	32
36					1					1			1	36
44						1					1		1	44
52							1					1	1	52
60					1					2			1	60












(*) For modules layout see page 3-2 concerning combination of ATHENA INTEGRA panels

ATHENA INTEGRA Entrance Panel



Composition of video systems with traditional cabling with coax cable

SINGLE PUSH-BUTTONS																					
	USERS No.	8062A/01	8063A/01	8062A/02	8063A/02	8063A/03	8063A/04	8063A/05	8063A/06	8064A/08	8064A/10	8952A/08	8953A/10	8953A/12	8954A/14	8954A/16	2052/E	8600	8050 8050/C	861/4	8435 8435/C
1	1															1	1	1		1	
1*		1														1	1	1		1	
2			1													1	1	1	1	2	
2*				1												1	1	1	1	2	
3					1											1	1	1	1	3	
4						1										1	1	1	1	4	
5							1									1	1	1	2	5	
6								1								1	1	1	2	6	
8									1							1	1	1	2	8	
10										1						1	1	1	3	10	
12				1								1				1	1	1	3	12	
14				1									1			1	1	1	4	14	
18								1					1			1	1	1	5	18	
22									1					1		1	1	1	6	22	
26										1					1	1	1	1	7	26	
30											1					1	1	1	8	30	
38												1				1	1	1	10	38	
42													1			1	1	1	11	42	

2 ROWS PUSH-BUTTONS																				
	USERS No.	8063A/02DP	8063A/04DP	8063A/06DP	8063A/08DP	8063A/10DP	8063A/12DP	8064A/16DP	8064A/20DP	8952A/16DP	8953A/20DP	8953A/24DP	8954A/28DP	8954A/32DP	2052/E	8600	8050 8050/C	861/4	8435 8435/C	
2		1												1	1	1	1	2		
4			1											1	1	1	1	4		
6				1										1	1	1	2	6		
8					1									1	1	1	2	8		
10						1								1	1	1	3	10		
12							1							1	1	1	3	12		
16								1						1	1	1	4	16		
20									1					1	1	1	5	20		
24			1							1				1	1	1	6	24		
28			1								1			1	1	1	7	28		
36							1				1			1	1	1	9	36		
44								1				1		1	1	1	11	44		
52									1				1	1	1	1	13	52		
60										1				1	1	1	15	60		
76											1			1	1	1	19	76		
84												1		1	1	1	21	84		

(*) For modules layout see page 2-2 concerning combination of ATHENA INTEGRA panels

ATHENA INTEGRA Entrance Panel



Composition of video systems with simplified cabling 4+n without coax cable

SINGLE PUSH-BUTTONS																					
	USERS No.	8062A/01	8063A/01	8062A/02	8063A/02	8063A/03	8063A/04	8063A/05	8063A/06	8064A/08	8064A/10	8952A/08	8953A/10	8953A/12	8954A/14	8954A/16	2055	2610/4	8055/29 8055/29C	8605	865/4
1	1															1	1	1	1		1
1*		1														1	1	1	1		1
2			1													1	1	1	1	1	2
2*				1												1	1	1	1	1	2
3					1											1	1	1	1	1	3
4						1										1	1	1	1	1	4
5							1									1	2	1	1	2	5
6								1								1	2	1	1	2	6
8									1							1	2	1	1	2	8
10										1						1	3	1	1	3	10
12			1	1									1			1	3	1	1	4	12
14			1	1										1		1	4	1	1	4	14
18								1					1			1	5	1	1	5	18
22									1					1		1	6	1	1	6	22
26										1					1	1	7	1	1	7	26
30								1					2			1	8	1	1	8	30
38										1					2	1	10	1	1	11	38
42										1					2	1	11	1	1	11	42









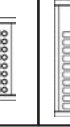




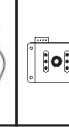
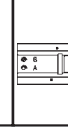
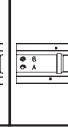
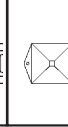
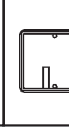


2 ROWS PUSH-BUTTONS																					
	USERS No.	8063A/02DP	8063A/04DP	8063A/06DP	8063A/08DP	8063A/10DP	8063A/12DP	8064A/16DP	8064A/20DP	8952A/16DP	8953A/20DP	8953A/24DP	8954A/28DP	8954A/32DP	2055	2610/4	8055/29 8055/29C	8605	865/4	8435/5 8435/5C	
2	1														1	2	1	1	1	2	
4			1												1	2	1	1	1	4	
6				1											1	2	1	1	2	6	
8					1										1	2	1	1	2	8	
10						1									1	4	1	1	3	10	
12							1								1	4	1	1	3	12	
16								1							1	4	1	1	4	16	
20									1						1	6	1	1	5	20	
24			1								1				1	8	1	1	6	24	
28			1									1			1	8	1	1	7	28	
36							1					1			1	10	1	1	9	36	
44								1					1		1	12	1	1	11	44	
52							1		1					1	1	14	1	1	13	52	
60								1			2			1	1	16	1	1	15	60	
76									1				2		1	22	1	1	19	76	
84									1					2	1	22	1	1	21	84	









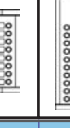


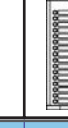

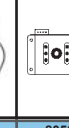
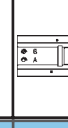
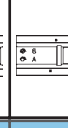
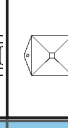



(*) For modules layout see page 2-2 concerning combination of ATHENA INTEGRA panels

ATHENA INTEGRA Entrance Panel



Composition of VIVAVOCE video systems with traditional cabling with coax cable

SINGLE PUSH-BUTTONS																					
	USERS No.	8063A/01	8063A/02	8063A/03	8063A/04	8063A/05	8063A/06	8064A/08	8064A/10	8952A/08	8953A/10	8953A/12	8954A/14	8954A/16	4052	8050 8050/C	8600	8610	861/4	8300	8105 8105/C
1*	1														1	1	1	1	1	1	1
2*		1													1	1	1	1	1	2	2
3			1												1	1	1	1	3	3	3
4				1											1	1	1	1	4	4	4
5					1										1	1	1	1	5	5	5
6						1									1	1	1	1	6	6	6
8							1								1	1	1	1	8	8	8
10								1							1	1	1	1	10	10	10
12		1								1					1	1	1	1	12	12	12
14		1									1				1	1	1	1	14	14	14
18						1					1				1	1	1	1	18	18	18
22							1					1			1	1	1	1	22	22	22
26								1					1		1	1	1	1	26	26	26
30						1					2				1	1	1	1	30	30	30
38								1				2			1	1	1	1	38	38	38
42								1					2		1	1	1	1	42	42	42









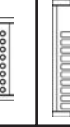




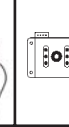
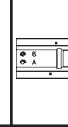
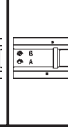
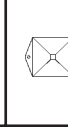
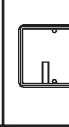


2 ROWS PUSH-BUTTONS																					
	USERS No.	8063A/02DP	8063A/04DP	8063A/06DP	8063A/08DP	8063A/10DP	8063A/12DP	8064A/16DP	8064A/20DP	8952A/16DP	8953A/20DP	8953A/24DP	8954A/28DP	8954A/32DP	4052	8050 8050/C	8600	8610	861/4	8300	8105 8105/C
2	1														1	1	1	1	2	2	2
4		1													1	1	1	1	4	4	4
6			1												1	1	1	1	6	6	6
8				1											1	1	1	1	8	8	8
10					1										1	1	1	1	10	10	10
12						1									1	1	1	1	12	12	12
16							1								1	1	1	1	16	16	16
20								1							1	1	1	1	20	20	20
24		1													1	1	1	1	24	24	24
28		1									1				1	1	1	1	28	28	28
36						1					1				1	1	1	1	36	36	36
44							1					1			1	1	1	1	44	44	44
52								1					1		1	1	1	1	52	52	52
60						1					2				1	1	1	1	60	60	60
76								1				2			1	1	1	1	76	76	76
84								1					2		1	1	1	1	84	84	84









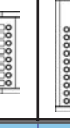
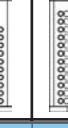

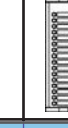


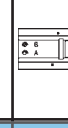
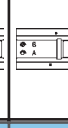
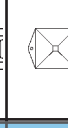
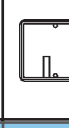


(*) For modules layout see page 2-2 concerning combination of ATHENA INTEGRA panels

ATHENA INTEGRA Entrance Panel



Composition of VIVAVOCE video systems with traditional cabling WITHOUT coax cable

SINGLE PUSH-BUTTONS																				
	USERS No.	8063A/01	8063A/02	8063A/03	8063A/04	8063A/05	8063A/06	8064A/08	8064A/10	8952A/08	8953A/10	8953A/12	8954A/14	8954A/16	4052	8057 8057/C	8600	8610	865/4	8300
1*	1														1	1	1	1	1	1
2*		1													1	1	1	1	2	2
3			1												1	1	1	1	3	3
4				1											1	1	1	1	4	4
5					1										1	1	1	2	5	5
6						1									1	1	1	2	6	6
8							1								1	1	1	2	8	8
10								1							1	1	1	3	10	10
12		1								1					1	1	1	3	12	12
14		1									1				1	1	1	4	14	14
18							1				1				1	1	1	5	18	18
22								1				1			1	1	1	6	22	22
26									1				1		1	1	1	7	26	26
30											2				1	1	1	8	30	30
38												2			1	1	1	10	38	38
42													2		1	1	1	11	42	42















2 ROWS PUSH-BUTTONS																				
	USERS No.	8063A/02DP	8063A/04DP	8063A/06DP	8063A/08DP	8063A/10DP	8063A/12DP	8064A/16DP	8064A/20DP	8952A/16DP	8953A/20DP	8953A/24DP	8954A/28DP	8954A/32DP	4052	8057 8057/C	8600	8610	865/4	8300
2	1														1	1	1	1	2	2
4		1													1	1	1	1	4	4
6			1												1	1	1	2	6	6
8				1											1	1	1	2	8	8
10					1										1	1	1	3	10	10
12						1									1	1	1	3	12	12
16							1								1	1	1	4	16	16
20								1							1	1	1	5	20	20
24		1									1				1	1	1	6	24	24
28		1										1			1	1	1	7	28	28
36													1		1	1	1	9	36	36
44								1						1	1	1	1	11	44	44
52									1						1	1	1	13	52	52
60											2				1	1	1	15	60	60
76												2			1	1	1	19	76	76
84													2		1	1	1	21	84	84










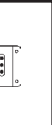


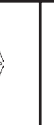

(*) For modules layout see page 2-2 concerning combination of ATHENA INTEGRA panels

ATHENA INTEGRA Entrance Panel



Composition of DIGITAL video systems

SINGLE PUSH-BUTTONS															
	USERS No.	8894A/RV	4854A/56	8893A/03TV	8894A/06TV	8894A/08TV	8953A/10	8953A/12	8954A/14	8954A/16	8057 8057/C	817/V	8607/V	865/4	8A35/ 8A35/C
RV	1	1*									1	1	1	N	MAX
3											1	1	1	1	3
6				1							1	1	1	2	6
8					1						1	1	1	2	8
13			1				1				1	1	1	4	13
15			1					1			1	1	1	4	15
20				1					1		1	1	1	5	20
22				1						1	1	1	1	6	22
27			1					2			1	1	1	7	27
34				1					2		1	1	1	9	34
40					1					2	1	1	1	10	40
48				1					3		1	1	1	12	48
54					1					3	1	1	1	14	54

2 ROWS PUSH-BUTTONS															
	USERS No.			8893A/06DPTV	8894A/12DPTV	8894A/16DPTV	8953A/20DP	8953A/24DP	8954A/28DP	8954A/32DP	8057 8057/C	817/V	8607/V	865/4	8A35/ 8A35/C
6				1							1	1	1	2	6
12					1						1	1	1	3	12
16						1					1	1	1	4	16
26				1			1				1	1	1	7	26
30				1				1			1	1	1	8	30
40					1				1		1	1	1	10	40
44					1					1	1	1	1	11	44
46				1			2				1	1	1	12	46
48						1				1	1	1	1	12	48
54				1				2			1	1	1	14	54

(*) For modules layout see page 4-2 concerning combination of ATHENA INTEGRA panels